



804 Highway 15 West
 PO Box 510
 Northwood, ND 58267
northwoodlab@agvise.com
 701-587-6010

902 13th Street North
 PO Box 187
 Benson, MN 56215
bensonlab@agvise.com
 320-843-4109

Soil Submission Form – Lawn, Garden, Landscaping

One soil sample per sheet. All prices in U.S. dollars, effective April 1, 2026. Subject to change.

Homeowner Information	Submitter Information (if different)
Name _____	Name _____
Address _____	Address _____
City, State, Zip _____	City, State, Zip _____
Email _____	Email _____
Phone _____	Phone _____
	Account # _____

See reverse side for instructions on soil sample collection and shipping

<i>Reference number – For office use only.</i>					

Soil Analysis Option

Mark one soil analysis option.

- B + OM - \$28.35**
Basic soil fertility & NPK fertilizer guidelines.
 nitrate-N, phosphorus, potassium, pH, salinity, organic matter

- C5 - \$39.65**
For irrigated lawn or garden, includes salinity and sodicity risk.
 nitrate-N, phosphorus, potassium, calcium, magnesium, sodium, sulfate-S, zinc, pH, salinity, organic matter, CEC, base saturation

- F1 - \$51.40**
Comprehensive analysis. Choose for problem areas and troubleshooting.
 nitrate-N, phosphorus, potassium, calcium, magnesium, sodium, sulfate-S, chloride, boron, copper, iron, manganese, zinc, pH, salinity, organic matter, carbonate, CEC, base saturation

Soil Sample Information

Create a sample ID. Write it below and on the soil bag.

Sample ID _____

Sample Depth (inches) 0 to _____ inches

Sample Date _____

Additional Analysis

- Soil Texture - \$27.25 sand, silt, clay, USDA class

Crop Choice

Mark up to 3 choices.

- Lawn Corn (sweet corn)
- Vegetable Garden Potato
- Strawberry Tomato


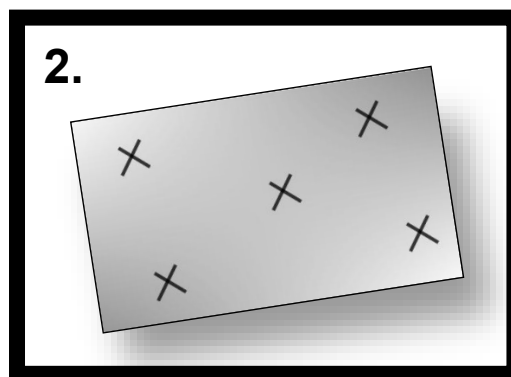
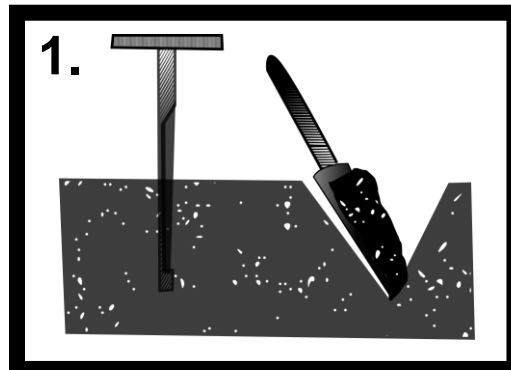
Additional horticultural assistance and help can be obtained from your county extension office or local Master Gardener program.

Payment	Amount \$
<input type="checkbox"/> Check enclosed	<input type="checkbox"/> Call for credit card
<input type="checkbox"/> Bill account	
<i>SD Residents: Do not include payment. You will be invoiced separately to include SD Sales and Use Tax.</i>	

How to collect a soil sample for lawns and gardens



- 1. Collect a soil sample from the 0-6 inch soil depth. Use a soil probe or garden shovel/trowel to collect a small scoop of soil.**
 - Scrape away surface litter, grass, or leaves. Remove any stones.
- 2. Repeat this in 4-6 locations for small lawns and gardens or 12-15 locations for large lawns and gardens.**
 - Collect soil samples from similar areas (appearance, topography, and use).
 - Collect the same amount of soil from each location.
 - Problem areas for troubleshooting should be sampled separately.
- 3. Mix all samples together thoroughly in a clean bucket and transfer to soil sample bag.**
 - Measure about 2 cups of soil.
 - Label soil bag clearly with sample ID.
- 4. Ship soil sample to AGVISE with submission form and payment in mailer or box.**
 - Do not place paperwork or payment in soil bag (paper can get soggy). Use a new submission form for each soil sample.
 - *Important: Refrigerate soil sample if shipping will be delayed more than one day.*



Shipping address (USPS or UPS/FedEx)

AGVISE Laboratories
804 Highway 15 West
PO Box 510
Northwood, ND 58267
northwoodlab@agvise.com
701-587-6010

AGVISE Laboratories
902 13th Street North
PO Box 187
Benson, MN 56215
bensonlab@agvise.com
320-843-4109