




Soybeans - 7" rows, 5 lb/a  $P_2O_5$   
10 lb/a MAP fertilizer  
7.6" between MAP particles




Soybeans - 7" rows, 10 lb/a  $P_2O_5$   
19 lb/a MAP fertilizer  
3.8" between MAP particles



Soybeans - 7" rows, 15 lb/a  $P_2O_5$   
29 lb/a MAP fertilizer  
2.5" between MAP particles




Soybeans - 7" rows, 20 lb/a  $P_2O_5$   
38 lb/a MAP fertilizer  
1.9" between MAP particles





Soybeans - 7" rows, 30 lb/a  $P_2O_5$   
57 lb/a MAP fertilizer  
1.3" between MAP particles



Caution: stand reduction may occur with sandy or dry soil