

# CONSERVATION TILLAGE PRODUCES CHANGES IN FERTILIZER MANAGEMENT

---

George Rehm

507-263-9127

rehmx001@umn.edu













→ Mobile nutrients

N  
S

→ Non-mobile nutrients

P, Zn, K

# Nitrogen Management

- no reason to change rate
- no difference in time of application
- change placement; place below the residue
- if managed with consideration for loss, all N sources are equal

# Nitrogen Placement and Tillage System

Tillage System	Broadcast	Inject
	Yield, bu./acre	
plow	136	136
chisel	131	140
no-till	121	137

Source: Griffith and Mannering, Purdue; N source = 28-0-0; rate = 120 lb.N/acre

# Conservation Tillage Systems Cause Change

- stratification of soil pH
- stratification of immobile nutrients

# For Immobile Nutrients

- band instead of broadcast
- no best location for the band
- not restricted to a 2 x 2 starter



# Soil Volume Fertilized

<b>Volume Fertilized</b>	<b>Top Growth</b>	<b>Root Growth</b>
<b>%</b>	<b>Gm/plant</b>	<b>Feet/plant</b>
<b>3</b>	<b>5.05</b>	<b>120.1</b>
<b>6</b>	<b>4.27</b>	<b>147.6</b>
<b>12</b>	<b>4.33</b>	<b>139.4</b>
<b>25</b>	<b>4.01</b>	<b>103.7</b>

# Root Growth--Distance of Fertilizer From Seed

	Days After Planting					
	20		55		100	
Distance	depth	length	depth	length	depth	length
In.						
0	22	480	63	25,920	68	38,210
4	18	400	56	17,125	61	24,020
8	13	190	50	15,885	57	20,800

Source: Mike Peterson, Orthman Manufacturing



# Best Plan For Management of Immobile Nutrients

- deep band beneath intended row
- use pop-up at planting

# Pop-Up Placement-Corn Emergence Silty Clay Loam

	Placement		
grade	with seed	above seed	below seed
	% of control		
10-34-0	96.7	94.1	96.7
4-10-10	98.4	94.7	96.7
3-18-18	98.7	101.3	96.1

control = 33,106 plants/acre; rate = 10 gal./acre of 10-34-0 and 4-10-10 6.8 gal./acre of 3-18-18



# Pop-Up Placement – Corn Yield Silty Clay Loam

	Placement		
grade	with seed	above seed	below seed
	bu./acre		
10-34-0	212	214	213
4-10-10	205	210	203
3-18-18	201	215	211

control = 209 bu./acre; rate = 10 gal./acre of 10-34-0 and 4-10-10 ; 6.8 gal./acre for 3-18-18

# Pop-Up Placement – Soybean Emergence

	Placement		
	with seed	below seed	above seed
grade	% of control		
10-34-0	63.3	70.3	91.5
4-10-10	89.4	97.7	100.3
3-18-18	74.4	76.5	99.5

Control = 168,577 plants/acre; rate = 6 gal./acre of 10-34-0 and 4-10-10 and 4 gal/acre of 3-18-18



# Pop-Up Placement -- Soybean Yield– Silt Loam Soil

	Placement		
grade	with seed	above seed	below seed
	bu./acre		
10-34-0	61.9	63.3	62.3
4-10-10	65.3	63.4	65.6
3-18-18	62.7	66.7	63.4

control = 63.1 bu./acre; rate = 6 gal./acre of 10-34-0 and 4-10-10; 4 gal./acre of 3-18-18





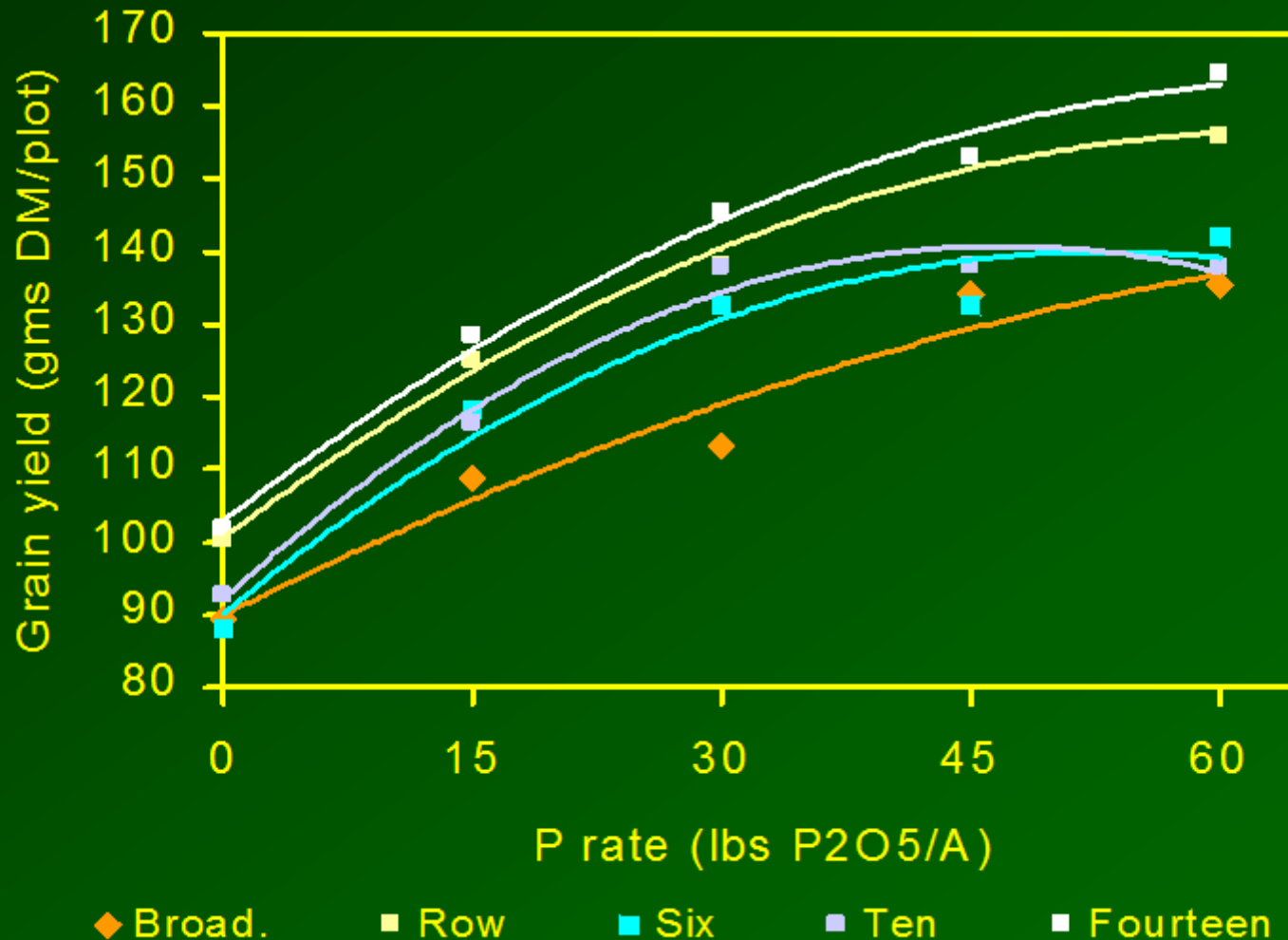




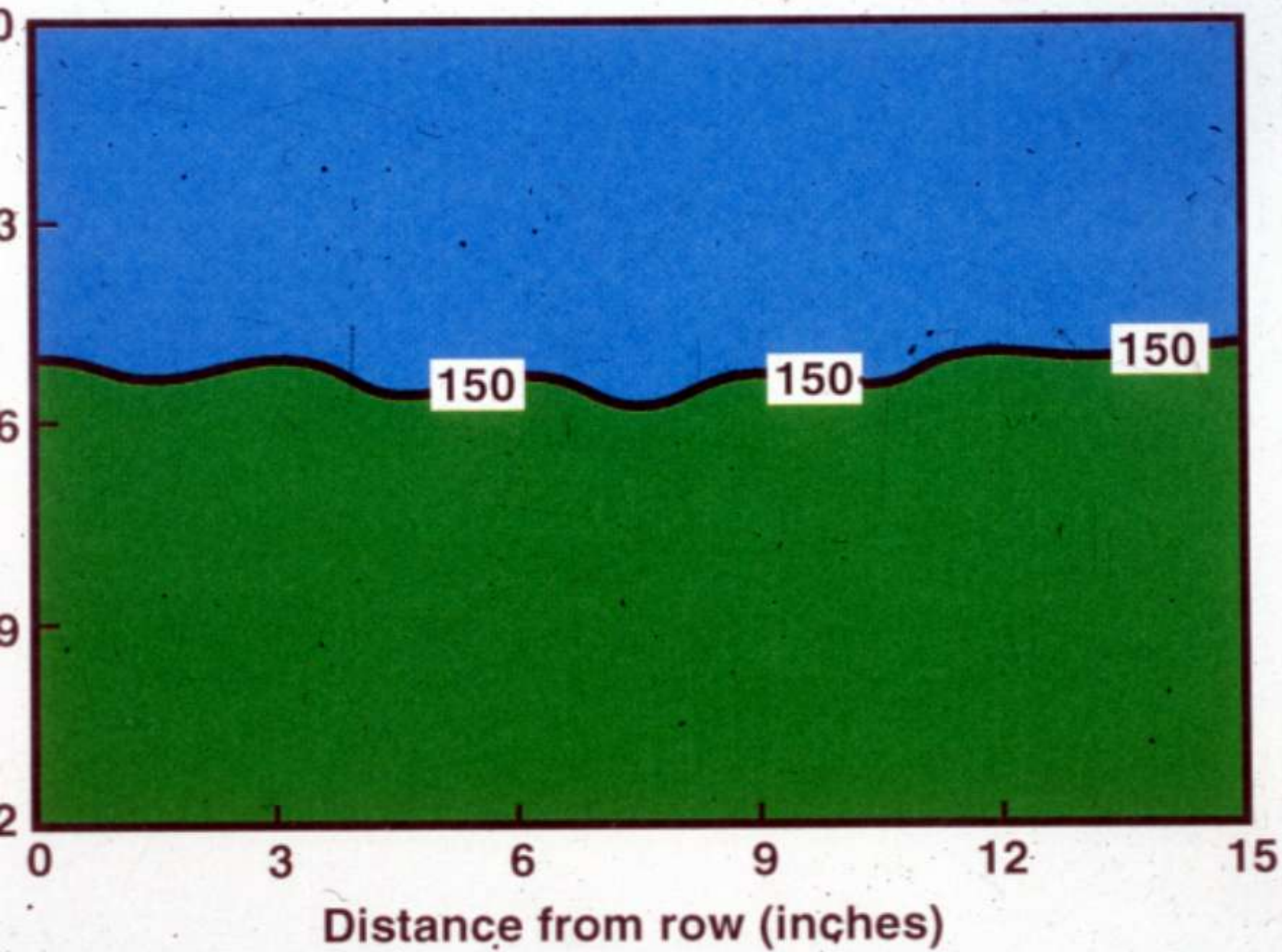


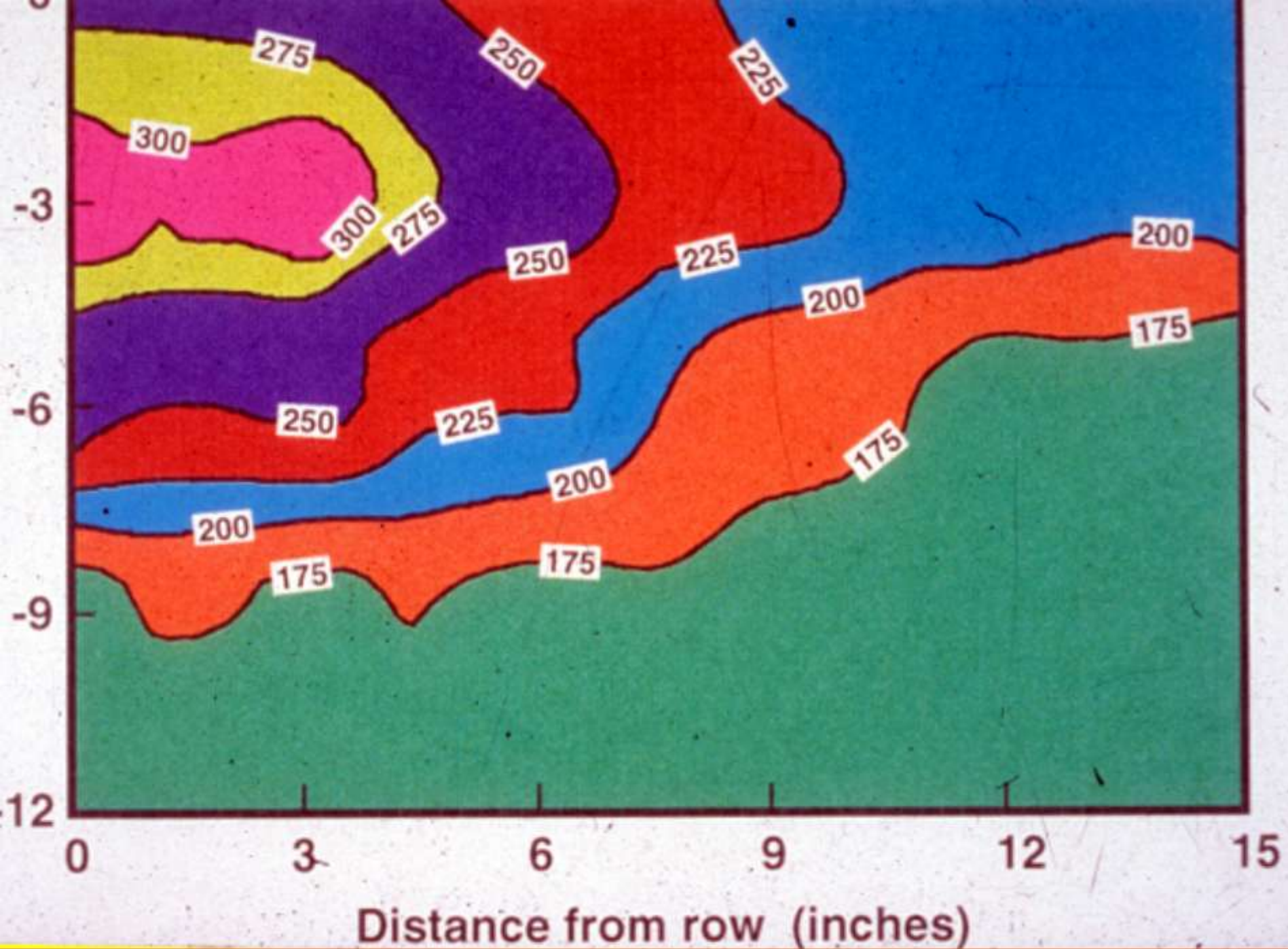


# Microplot Grain Yields in 2000











# Soil Sampling With Repeated Banding

---

- collect cores 6 inches from the row to a depth of 6 inches

Thank You For Your Kind Attention