

## Annual SCN Summary for 2007

AGVISE Laboratories summarized **Soybean Cyst Nematode** (SCN) levels on a regional basis, based upon the zip code region or county of the sample. This data is compiled from **fields sampled in 2007**, analyzed at Benson, MN. The intent of this summary is to increase the awareness of the problem and widespread nature of SCN for growers, consultants, seed dealers and retail dealerships.

Please use this information to reinforce the value of SCN sampling as a management tool by each grower. If you have any questions, please call our technical support staff at 320-843-4109.

**Thank you for choosing AGVISE Laboratories**



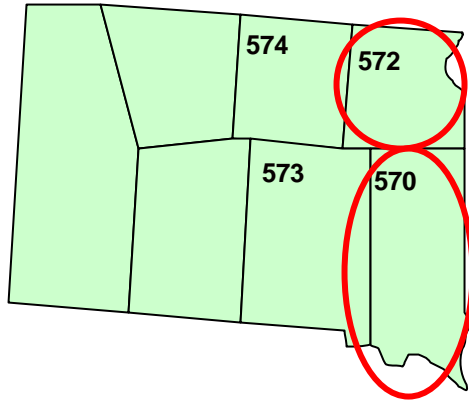
## SCN Annual Comparison Combined MN, SD and ND

Egg Count*	2003	2004	2005	2006	2007
Zero	31%	28%	30%	29%	30%
1 - 200	6%	9%	13%	17%	24%
201 - 2,000	25%	25%	26%	30%	28%
2,001 - 10,000	26%	28%	24%	19%	16%
> 10,001	12%	10%	8%	6%	2%
Samples	2336	4446	4004	3756	3125

\*Eggs/100 cc soil



**South Dakota  
2007 SCN by  
Submitters Zip Code**

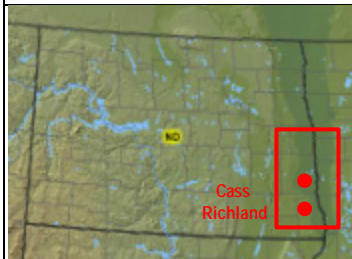
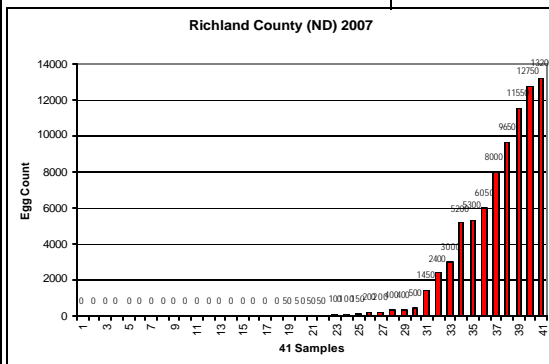
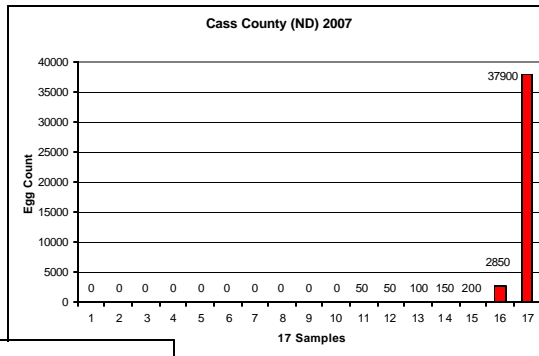


<b>72 Samples</b>	<b>572</b>
51%	Zero
22%	1-200 eggs
18%	201-2,000
7%	2,001-10,000
1%	>10,000

<b>83 Samples</b>	<b>570</b>
59%	Zero
22%	1-200 eggs
13%	201-2,000
5%	2,001-10,000
1%	>10,000



**North Dakota  
2007 SCN  
Cass and Richland  
County**

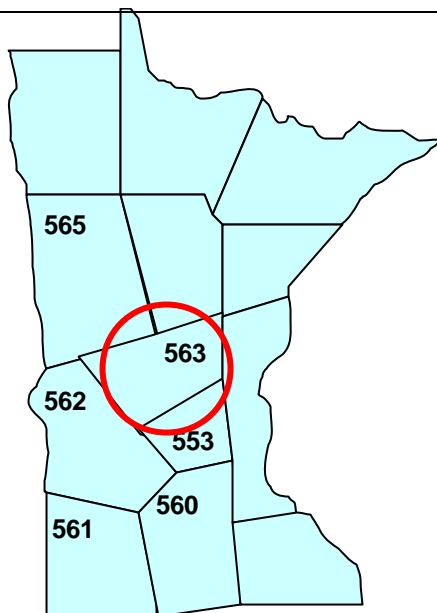


**2007 SCN by  
Submitters Zip Code**

**563**

**526 Samples**

37%	Zero
28%	1-200 eggs
33%	201-2,000
1%	2,001-10,000
1%	>10,000

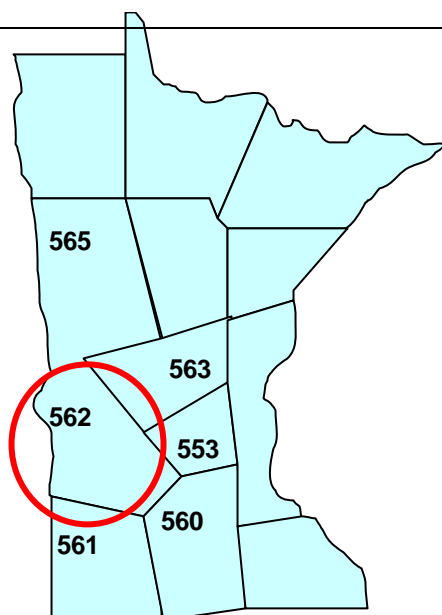


**2007 SCN by  
Submitters Zip Code**

**562**

**1549 Samples**

30%	Zero
24%	1-200 eggs
29%	201-2,000
15%	2,001-10,000
2%	>10,000

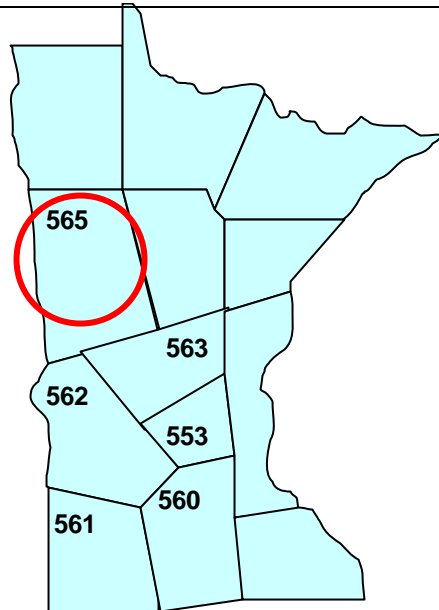


**2007 SCN by  
Submitters Zip Code**

**565**

**140 Samples**

32%	Zero
26%	1-200 eggs
22%	201-2,000
15%	2,001-10,000
4%	>10,000



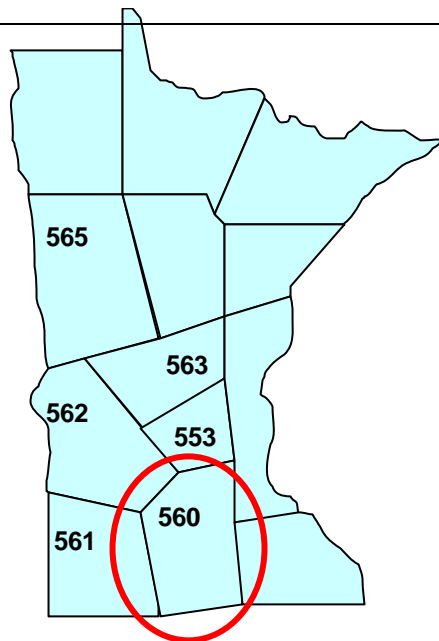
**AGVISE**  
LABORATORIES

**2007 SCN by  
Submitters Zip Code**

**560**

**314 Samples**

10%	Zero
17%	1-200 eggs
43%	201-2,000
29%	2,001-10,000
2%	>10,000



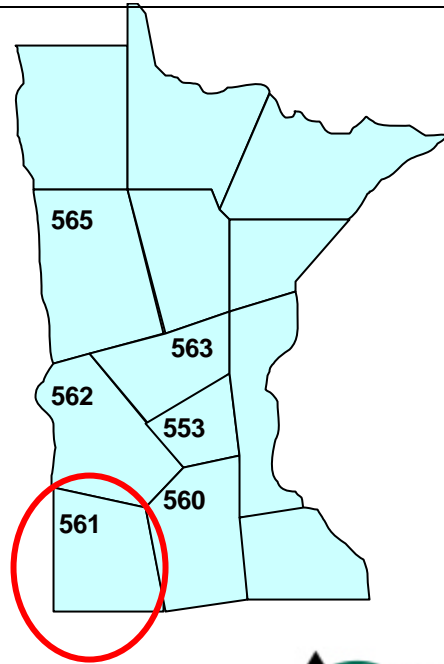
**AGVISE**  
LABORATORIES

**2007 SCN by  
Submitters Zip Code**

**561**

**287 Samples**

19%	Zero
30%	1-200 eggs
33%	201-2,000
14%	2,001-10,000
4%	>10,000

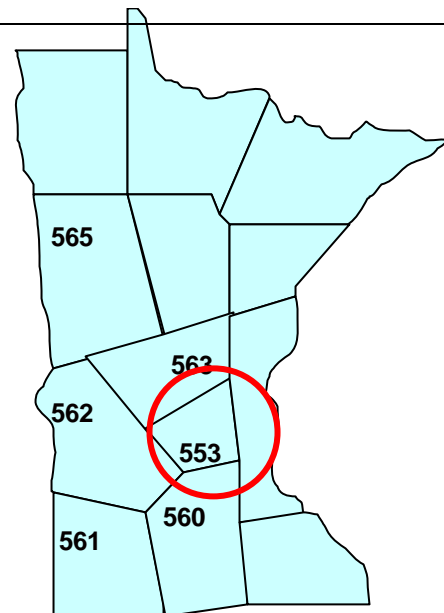


**2007 SCN by  
Submitters Zip Code**

**553**

**91 Samples**

18%	Zero
20%	1-200 eggs
31%	201-2,000
25%	2,001-10,000
7%	>10,000



**Where are the samples coming from?  
(Minnesota, 2007)**

Zip Code	2003	2004	2005	2006	2007
565	11	30	88	111	140
563	80	184	339	618	526
562	1552	3147	2666	1883	1549
561	367	549	475	385	287
560	107	204	118	421	314
553	164	164	305	118	91
<b>Samples</b>	<b>2281</b>	<b>4278</b>	<b>3991</b>	<b>3536</b>	<b>2907</b>

